



NEW



Bevel helical

rossi.com



A smarter way to drive

iFIT, the *i*nnovative, *i*nternational, *i*nterchangeable bevel helical gearmotors designed for a world in motion. Equipped with compact IE3 premium efficiency electric motors (IEC or NEMA), available with *i*oT based smart *i*nverter.

A compact design solution, fully *i*nterchangeable with a superior quality to Fit all *i*ndustrial applications *i*mproving companies' productivity.

*i*Fit gearmotor is directly *i*ntegrated with your machine

and, unlike most driving solutions with comparable integrations, is fitting it with a real-time replacement without engineering costs.

A wide range of design options to Fit a smarter way to move your machines, more reliable than expected. Manufactured in our ISO-certified factories, the **iFIT** is the result of Rossi proven expertise in designing, reliable working processes and new state-of-the-art technologies.

Features

Benefits

Fully interchangeable with market standards	→	"Plug & Play" with no re-engineering costs
Made in Europe	→	Superior quality, minimum maintenance
Full range with robust cast iron housing	→	High performance and reliability: minimum deformation, no gearing misalignment, no vibration, and low noise level
Gear precision as per DIN/ISO 6 or better	→	Energy saving, low noise level, reduced backlash
New IE2, IE3 compact electric motors	→	Premium efficiency
High quality sealing solutions	→	Long lifetime, no oil leakage
Round shaped, smooth housing surface	→	Wash down capability. Better hygiene
Higher torque	→	Up to 12% higher than market standard

Additional benefits




- High Customer Value
- Short Lead Times for standard products
- 3 Years Guarantee
(as per our Guarantee terms)

Gearmotors

- Several mounting positions (B3, B6, ...)
- Constant and reduced backlash
- Torque up to 12% higher than market standard
- Exactly same ratios as market standard
- Dedicated solutions for high radial loads (5 sizes)
- Hardened and ground motor shaft seal lip raceway

Frame size	M_{N2} [N m]	F_{r2} [N]	Ratio i	Max applicable power (4 poles) [kW]
iO 373	224	5 640	5,4 ÷ 106	3
iO 473	450	5 920	5,8 ÷ 132	3
iO 573	670	7 630	6,6 ÷ 145	4
iO 673	925	12 300	7,3 ÷ 145	5,5
iO 773	1 750	16 100	7,2 ÷ 192	11
iO 873	3 000	27 300	7,2 ÷ 197	22
iO 973	4 870	40 000	8,7 ÷ 176	30



Same output flange as market standard



OIL SEALING AND PLUGS

- Gearboxes supplied with oil
- Advanced synthetic oil PAG (polyalkylene glycol) - Long oil life, maintenance and energy saving
- Oil drain and breather plugs
- Breather plugs with protection strip ready to use
- Oil level plugs



CERTIFICATIONS

- Products complying with ATEX
- Adapters complying with ATEX



PROTECTION/PAINTING

- RAL 5010 C3 paint as standard (hard and smooth clinging painting)
- IP 55 as standard




OPTIONALS

- Universal mounting positions supplied with oil
- Strengthened low speed shaft
- Food grade oil
- IP 66 for motors
- Special paints suitable for aggressive environments on request
- Condition monitoring (soon available)

Electric motors

- Standard and brake motors
- IE3 class of the international efficiency standard (IEC 60034-30) $\geq 0,75$ kW
- IE2 class of the international efficiency standard (IEC 60034-30) $\leq 0,55$ kW
- Multivoltage, 2, 4 and 6 poles
- Aluminium frames
- Cable entry possible from two sides
- Motor insulation class F, rise temperature B




OPTIONALS

- Motor insulation class H
- Thermistor type thermal probes PTC
- Bi-metal type thermal probes
- Motor with connectors
- Anti-condensation heater
- Forced fan cooling (IC 416)
- Drip proof cover
- Double shaft extension
- Incremental encoder sin/cos
- Optional painting
- Optional protection grades IP 56 ... IP 66





COMPLIANCE

- Test documents
-  motors certified to UL
- Machinery Directive 2006/42/EC
- Directive 2011/65/EC RoHS
- Directive «ErP» 2009/125/EC



PROTECTION/PAINTING

- RAL 5010 C3 paint as standard (hard and smooth clinging painting)
- IP 55



INVERTER (on demand)


- Maximum overload: up to 200%
- Best sensor-less ability to handle overload on the market
- Flexibility in motor-mounted or wall-mounted installation
- Full "Plug & Play"
- Autotuning and Software programming and updating included
- In compliance with IE2 class ECODESIGN EN 50598 IEC/EN 60034-30-1 and Ecodesign Directive in accordance with IEC 61800-9-2
- Remote commissioning, monitoring and diagnostics, Bluetooth, App and Safety (STO)
- Communication and connection among several inverters
- A wide range of Field buses
- Comprehensive options range, components and design concept guarantee the best reliability and vibration resistance. Dust-tight and protected against water jets (IP 65)

dDrive



Design

Simple installation, Easy configuration.
Footprint design fully aligned with market standards.
Flexible mounting positions thanks to easy adjustable
oil quantity and plug positions.



Foot design

Output shafts


- Metric



- Imperial



iFit engineered to **FIT** your needs



Flange design

Compact e-motor as standard
Input flange adaptors
IEC or NEMA on request

dDrive

Inverter



Monitoring app



Rossi
Industrial Gear

Selections

Language
selector
English

A series

Worm



Gear reducer

Gear motor

B series

Cycloid



Gear reducer

Gear motor

TP series

Planetary gear



Gear reducer

Gear motor

M series

Helical and bevel gear for heavy industry



Gear reducer

H series

Helical fine and bevel gear



Gear motor

D series

Helical and bevel gear



Gear reducer

Gear motor

Support

Thanks to our easy-to-use web-tools for planning, you'll FIT the right solution for your machine

Sales support & Customer Care

Our modular approach doesn't stop at the delivery of a product or solution. For us this is just the start. With strong online support systems, our customers have access to select the right product and make an

on-line order, and contact the customer support. We aim to deliver performance improvement and on-going assistance during the entire system life-cycle.



Pre-sales

Wherever a request comes from, worldwide, our engineers can quickly follow up the inquiries. A dedicated team with skilled technicians provides application support offering assistance and innovative solutions from orientation to concept development.



After-sales

We can help you maintain your line efficiency, turning costly downtime into profitable uptime. Spare parts, maintenance (including agreements), technical and field support, including help desk assistance. For emergencies, stock replenishment or planned maintenance, we deliver original spare parts wherever you are, in a timely manner.



Training

We organize standard and customized courses on how to safely and efficiently operate, maintain and troubleshoot equipment. Staff needs to understand how to properly use the system and how to take advantage of features to maximize productivity and efficiency.



Digital support

Rossi for You is a suite of digital support tools enabling real-time access to your order tracking, invoices, spare part tables download and contact to our service. Fast and easy online access is available 24/7, in 5 languages. **The on-line Selector, reserved to all customers, will allow to configure a standard product and make orders directly.**

Range & Industrial sectors

We design and manufacture gear reducers and gearmotors for all industrial areas applying our experience and unique professionalism and taking the specific requirements of the local markets into account. This has led us to become a power transmission leader in all industrial segments,

collaborating with leading companies and OEM.

We design and develop **customized drive units** to meet every technological innovation needs: ask us whatever you need.

A wide range of products for every industrial application



A Series
Worm



E Series
Helical in line



GX Series Extruder
Helical & Bevel helical



AS Series
Standardfit Worm



G Series
Helical & Bevel helical



Mining



Metal



Food & Beverage



Sugar



Marine



Construction



Waste & Water Treatment



Chemical



Plastic & Rubber



Industrial



Energy



H Series
Helical & Bevel helical



NEW

iFit Series
Inline & Bevel



TX Series
Electric motors



EP Series
Planetary



SR Series
Servo gear units



EPS Series
Planetary Slewing

Global presence local service



Local support

Sales, customer service,
technical support, spare parts



15 branches*



Worldwide distribution network*

A global network of subsidiaries and dealers. From design and execution to after-sales service. Rossi is always close to you: a local, reliable and flexible partner.

Alongside our 24/7 **Rossi for You** portal you have a suite of digital support tools enabling real time access to your order tracking, invoices, spare part tables download and contact to our service.

*All contacts available on www.rossi.com



United States

Suwanee, GA



Brazil

Cordeiropolis, SP





Headquarters



Branches



Production facilities/Assembly plants





Solutions for
an evolving
industry

Rossi S.p.A.
Via Emilia Ovest 915/A
41123 Modena - Italy

info@rossi.com
www.rossi.com

© Rossi S.p.A. Rossi reserves the right to make any modification whenever to this publication contents.
The information given in this document only contains general descriptions and/or performance features
which may not always specifically reflect those described.

2641.BRO.iFIT-IO.23.03-0-EN

